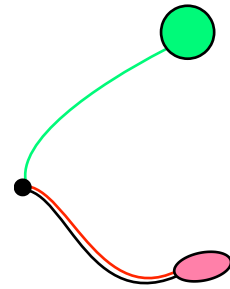


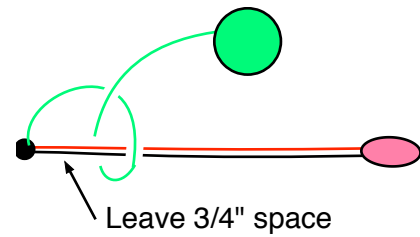
Dora Young Knot Stitch

This is the stitch that can be found described on page 6 of her All New Knotless Tatting book. She uses this in a pattern on page 31 called 'Knot Stitch Edging'.

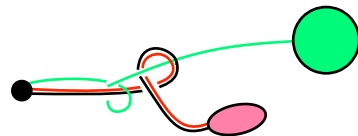
Wind one shuttle with two threads and do not cut from ball.



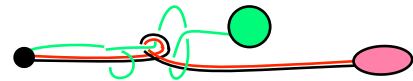
Make first half of ds as usual (flipped) after leaving a space of $\frac{3}{4}$ ".




Make second half of ds without flipping (wrapped).



Make a picot working first half ds as usual (flipped).



Make second half ds without flipping (wrapped).



Leave a length of $\frac{3}{4}$ " and repeat.