

Georgia Seitz Ribbonwinners

Tatting Patterns & Shuttles



Revised by The Online Tatting Class 2024

theonlinetattingclass@gmail.com

On behalf of Georgia Seitz and The Online Tatting Class we would like to thank the many designers and tatters that have helped build the class library to what it is today. Without all those involved tatting would not be where it is today. Thank you for helping share the Art of Tatting.

Lark's Head Picot Join as taught by Lily Morales.

Step 1



Step 2



Shuttle thread goes thru the loops making it look like the handle of the suitcase with the luggage tag on it

Step 3




tighten loop closest to last
ds made

Step 4



Step 5



Step 6

